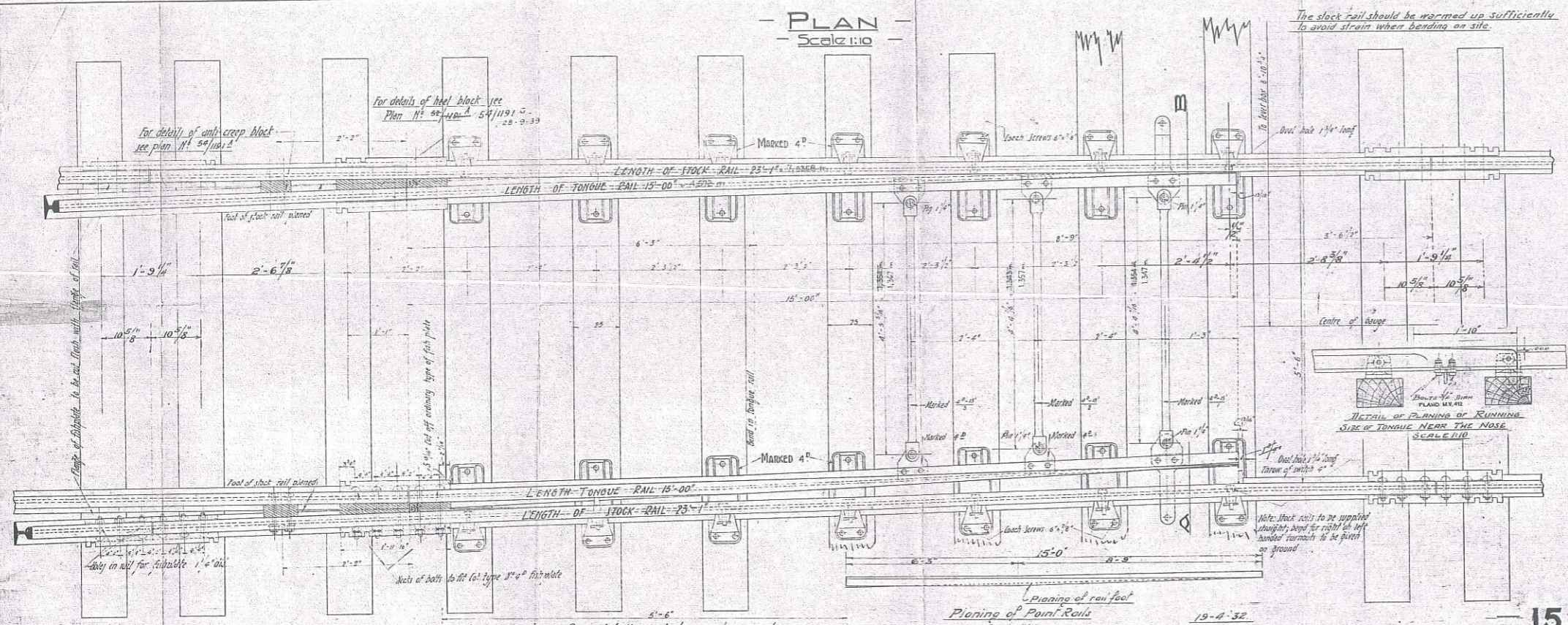


**PLAN**  
Scale 1:10



The stock rail should be warmed up sufficiently to avoid strain when bending on site.

**LIST OF MATERIAL TO BE SUPPLIED**  
WITH EACH SWITCH

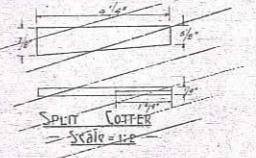
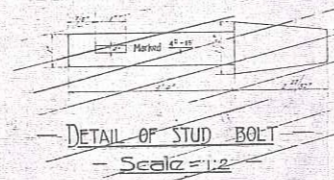
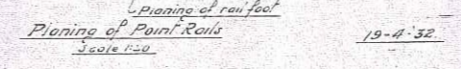
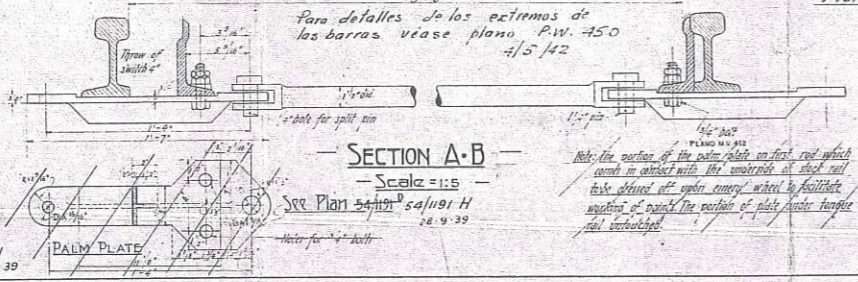
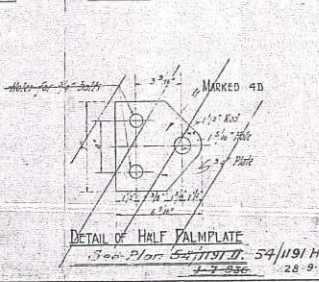
- 2 Stock rails 25'-1 1/2"
- 2 Tongue rails 15'-0"
- 14 C.I. Slide Chairs Marked 4<sup>o</sup> (See plan N<sup>o</sup> 54/1191 F)
- 42 Coach screws 3/8" x 7/8" (See plan N<sup>o</sup> 25<sup>o</sup>)
- 12 Stud bolts 1" dia with cotters (Marked 4<sup>o</sup>) See plan 9/1191 B
- 2 " " " " (in length) Marked as shown - See plan 9/1191 F
- 2 C.I. Heel blocks (Marked 4<sup>o</sup> - 15") See plan 54/1191 G 28-9-39
- 10 7/8" dia heel bolts with 2 nuts each
- 6 W.I. Swaged pins for connecting root with cotters - See plan 9/1191 H
- 2 Palm Plates as per plan 54/1191 J 4-Hill Palm Plate as per detail See plan 54/1191 H 28-9-39
- 3 Connecting rods in length as marked as shown
- 12 3/4" dia bolts for plates with 2 nuts each (See plan M 412)
- 4 Pairs of split plates as shown
- 2 C.I. Anti-Creep blocks (Marked 4<sup>o</sup> - 15")
- 2 7/8" dia steel anti-creep bolts with 1 bottom nut
- 7/8" long and washer 2" dia x 3/4"

All parts must be strictly to plan to be interchangeable in maintenance

**F.C. DE B.A. AL P.**  
**TYPE**

**15'-0" SWITCH FOR RAIL 4D**

SCALES AS INDICATED



ACTING CHIEF ENGINEER  
DATE: 10-8-1929

CARLOS ANTONELLI  
LUDOVICO S.A.  
52/1191 B





República Argentina - Poder Ejecutivo Nacional  
2018 - Año del Centenario de la Reforma Universitaria

**Hoja Adicional de Firmas**  
**Pliego Especificaciones Tecnicas**

**Número:**

**Referencia:** Especificaciones técnicas RC 30582

---

El documento fue importado por el sistema GEDO con un total de 1 pagina/s.